

# Pirate Ship Cupcake Wrapper

Arrgh, matey! Follow these here 'structions to make yer pirate ship cupcake wrapper!

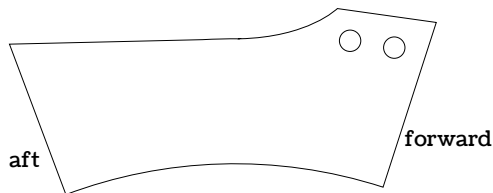
Cut out this template and trace onto desired paper.

Score at the dotted lines.

Fold at the forward an aft of the ship at the score lines.

Attach/Glue "A" to the inside of "B".

You may choose to punch two holes at the front of the ship.



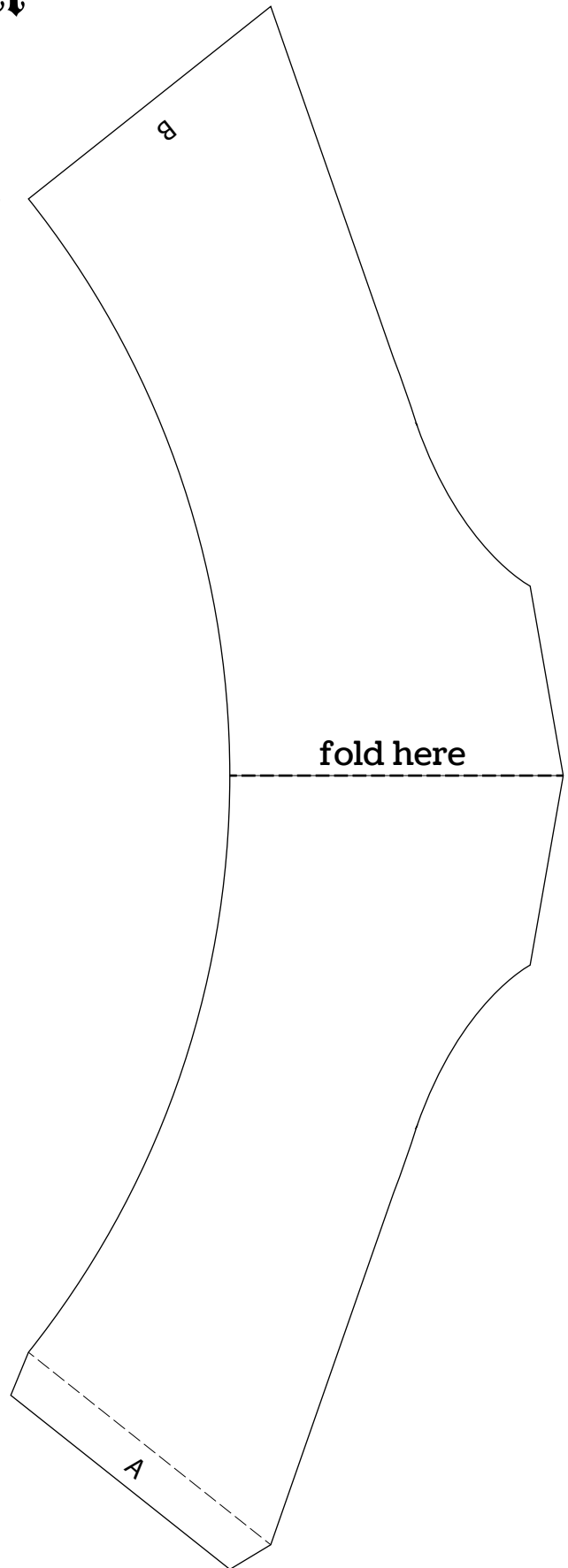
**Mast Instructions:**

Cut out sails at light solid lines.

Punch a 1/4" hole at the solid dots.

Thread through a 6" lollipop stick.


Add a small flag to the top of the stick. Flag is 2" wide by 1 inch high.



pirate sail



flags



blank sail

